

DYNAMICAL EFFECTS OF THE SCALE INVARIANCE OF THE EMPTY SPACE:
THE FALL OF DARK MATTER ?

ANDRE MAEDER¹

¹*Geneva Observatory
chemin des Maillettes, 51
CH-1290 Sauverny, Switzerland*

(Received; Revised; Accepted)

Submitted to ApJ

ABSTRACT

The hypothesis of the scale invariance of the macroscopic empty space, which intervenes through the cosmological constant, has led to new cosmological models. They show an accelerated cosmic expansion after the initial stages and satisfy several major cosmological tests (Maeder 2017a). No unknown particles are needed. Developing the weak field approximation, we find that the here derived equation of motion corresponding to Newton's equation also contains a small outwards acceleration term. Its order of a magnitude is about $\sqrt{\varrho_c/\varrho} \times$ Newton's gravity, (ϱ being the mean density of the system and ϱ_c the usual critical density). The new term is thus particularly significant for very low density systems.

A modified virial theorem is derived and applied to clusters of galaxies. For the Coma and Abell 2029 clusters, the dynamical masses are about a factor of 5 to 10 smaller than in the standard case. This tends to let no room for dark matter in these clusters. Then, the two-body problem is studied and an equation corresponding to the Binet equation is obtained. It implies some secular variations of the orbital parameters. The results are applied to the rotation curve of the outer layers of the Milky Way. Starting backwards from the present rotation curve, we calculate the past evolution of the galactic rotation and find that, in the early stages, it was steep and Keplerian. Thus, the flat rotation curves of galaxies appears as an age effect, a result consistent with recent observations of distant galaxies by Genzel et al. (2017) and Lang et al. (2017). Finally, in an Appendix we also study the long-standing problem of the increase with age of the vertical velocity dispersion in the Galaxy. The observed increase appears to result from the new small acceleration term in the equation of the harmonic oscillator describing stellar motions around the galactic plane. Thus, we tend to conclude that neither the dark energy, nor the dark matter seem to be needed in the proposed theoretical context.

Keywords: Cosmology: theory - dark energy - clusters of galaxies - Galaxies: rotation.

arXiv:1710.11425v1 [astro-ph.GA] 31 Oct 2017

1. INTRODUCTION: THE CONTEXT

The problem of the dark matter, noticeably raised decades ago by the dynamical studies of clusters of galaxies and by the flat rotation curves of galaxies, is still resisting to explanations. An impressive variety of exotic particles has been proposed in order to account for dark matter, see recent reviews by Bertone & Hooper (2017) and by de Swart et al. (2017). Simultaneously, theories of modified gravity like the MOND theory (Milgrom 1983) are not in arrears, as recently reviewed by Famaey & McGaugh (2012) and Kroupa (2012, 2015). In this interesting context, it may also be worth to reconsider some basic physical invariances of the gravitation theory.

The group of invariances subtending theories plays a most fundamental role in physics (Dirac 1973). The Maxwell equations in absence of charge and currents are scale invariant, while the equations of General Relativity (GR) do not enjoy this additional property (Bondi 1990). We know that a general scale invariance of the physical laws is prevented by the presence of matter, which defines scales of mass, time and length (Feynman 1963). However, the empty space at large scales could have the property of scale invariance, since by definition there is nothing to define a scale. The real space is never empty in the Universe, however the properties of the empty space intervene through Λ_E , the Einstein cosmological constant. It is true that the vacuum at the quantum level is not scale invariant, since some units of mass, length and time can be defined on the basis of the Planck constant. However, the large scale empty space differs by an enormous factor from the quantum scales. Thus, alike we may apply Einstein's theory at large scales even if we cannot do it at the quantum level, we may make the scientifically acceptable hypothesis that *the properties of the empty space represented by Λ_E at macroscopic and astronomical scales are scale invariant*. In this work (see also Maeder (2017a), hereafter called Paper I), we are exploring further consequences of the above hypothesis. The MOND theory has been noted to have this property (Milgrom 2009), but since this is a classical theory, it is not contained in a cosmological model.

The consequences are far reaching, as shown by the cosmological models in Paper I which consistently include, through Λ_E , the invariance of the empty space at macroscopic scales. These models clearly account for the acceleration of the cosmic expansion, without calling for some unknown particles of any kinds. Several cosmological tests have been performed, they concern the distance vs. redshift z relation, the magnitude-redshift $m - z$ diagram, the plot of the density parameters Ω_m vs. Ω_Λ , the relations of the Hubble constant H_0 with the age of the Universe and Ω_m , the past expansion rates $H(z)$ vs. z and the transition from braking to acceleration, and more recently the past temperatures of the CMB vs. redshifts (Maeder 2017b). All these tests are impressively satisfactory and they open the possibility that the so-called dark energy may be an effect of the scale invariance of the empty space at large scales. Therefore, it is scientifically reasonable to explore further consequences of the above hypothesis to see whether at some stage it meets severe contradictions with the observations or whether it continues to show agreement. We now especially consider the dynamical evidences of dark matter.

As the internal dynamics of clusters of galaxies and the rotation of galaxies are at the origin of the claim for the existence of dark matter, we focus here on these dynamical problems. In Sect. 2, we study the Newtonian approximation of the geodesic equation consistent with the above key hypothesis. In Sect. 3, we examine the dynamical or virial masses of clusters of galaxies in the scale invariant context and apply our results to the Coma and Abell 2029 clusters. In Sect. 4, we study the scale invariant two-body problem and then discuss the outer rotation curve of the Galaxy. The case of galaxies at significant redshifts is also considered. Sect. 5 gives brief conclusions. In an Appendix, we examine the age - velocity dispersion relation of stellar groups in the Galaxy, in particular in the vertical direction where there is no consensus on the origin of the relation.

2. THE NEWTONIAN APPROXIMATION OF THE SCALE INVARIANT FIELD EQUATIONS

2.1. Brief recalls of cotensor analysis

To express the scale invariance of the empty space intervening through Λ_E at large scales, we must consistently do it in a theoretical framework which permits scale invariance (but does not necessarily demand it !). General relativity does not offer this possibility, however a framework, the cotensor analysis, that allows it has been worked out in details by Weyl (1923), Eddington (1923), Dirac (1973), Canuto et al. (1977), (this was often in the context of the studies on variable G , but this is not what we do here). Short summaries of cotensor analysis are given by Dirac (1973) and in an Appendix by Canuto et al. (1977), see also Bouvier & Maeder (1978). In addition to the general covariance of tensor analysis used in GR, cotensor analysis also admits the possibility of scale invariance of the form

$$ds' = \lambda(x^\mu) ds. \quad (1)$$

There, $ds'^2 = g'_{\mu\nu} dx'^{\mu} dx'^{\nu}$ is the line element in the GR framework with coordinates x'^{μ} and $ds^2 = g_{\mu\nu} dx^{\mu} dx^{\nu}$ is the line element in a new more general framework, where we examine scale invariance. Parameter $\lambda(x^{\mu})$ is the scale factor connecting the two line elements. If $\lambda(x^{\mu}) = 1$, the two frameworks are the same. In addition, we also make here a transformation of coordinates from x'^{μ} to x^{μ} , because we want to study simultaneously the effects of transformation of coordinates as in GR together with the effects of a change of scale.

When the various steps of the development of cotensorial analysis are followed, a general scale invariant field equation can be written (see paper I). With respect to the usual field equation, it contains additional terms depending only on $g_{\mu\nu}$ and on κ_{ν} , where

$$\kappa_{\nu} = -\frac{\partial}{\partial x^{\nu}} \ln \lambda. \quad (2)$$

The term κ_{ν} is called the coefficient of metrical connection. It is as a fundamental quantity as are the $g_{\mu\nu}$ in GR. The field equation writes (Canuto et al. 1977)

$$R'_{\mu\nu} - \frac{1}{2} g_{\mu\nu} R' - \kappa_{\mu;\nu} - \kappa_{\nu;\mu} - 2\kappa_{\mu}\kappa_{\nu} + 2g_{\mu\nu}\kappa_{;\alpha}^{\alpha} - g_{\mu\nu}\kappa^{\alpha}\kappa_{\alpha} = -8\pi GT_{\mu\nu} - \lambda^2 \Lambda_E g_{\mu\nu}. \quad (3)$$

The terms with a prime are those of GR. The gravitational constant G is a true constant and Λ_E the Einstein cosmological constant. The symbol “;” means a derivative. The application of the general field equation to the empty space has led in paper I to some relations between the cosmological constant and the scale factor λ . The assumption is also made that the empty space is homogeneous and isotropic, which implies that scale factor λ is only a function of the cosmic time t . The 1, 2, 3 components (the three give the same result) and the 0 component of the above field equation become respectively for the empty space (Maeder & Bouvier 1979; Maeder 2017a)

$$2 \frac{\dot{\kappa}_0}{c} - \kappa_0^2 = -\lambda^2 \Lambda_E, \quad \text{and} \quad 3\kappa_0^2 = \lambda^2 \Lambda_E. \quad (4)$$

The addition of these two equations gives $\frac{\dot{\kappa}_0}{c} = -\kappa_0^2$, the solution of which is

$$\kappa_0 = \frac{1}{ct}. \quad (5)$$

Here we keep the velocity of light c in the equations in order to write the weak field equations with the appropriate units. From Eq.(2), one also has $\kappa_0 = -\frac{\dot{\lambda}}{c\lambda}$. This expression together with Eqs.(4) leads to

$$3 \frac{\dot{\lambda}^2}{c^2 \lambda^2} = \lambda^2 \Lambda_E \quad \text{and} \quad 2 \frac{\ddot{\lambda}}{c^2 \lambda} - \frac{\dot{\lambda}^2}{c^2 \lambda^2} = \lambda^2 \Lambda_E, \quad (6)$$

which give the fundamental relations between Λ_E and the scale factor λ . We see that if $\Lambda_E = 0$, the scale factor would be a constant, that is to say the scale invariant framework would be strictly identical to GR. The first of the above equations leads to $\lambda = A/t$, where A is a constant. Taking $\lambda = 1$ at the present time t_0 , one has

$$\lambda = \frac{t_0}{t}. \quad (7)$$

The origin of time t depends on the cosmological models. For example, the numerical models in Paper I show that for $t_0 = 1$, the origin lies at $t_{\text{in}} = 0.6694$ for a value of $\Omega_m = 0.30$. This means that the variations of the scale factor λ are small, being limited to a change from 1.4938 at the Big-Bang to 1.0 at present time. For $\Omega_m = 0$, one has $t_{\text{in}} = 0$ and the variations of λ would go from infinity to zero. These examples show that the presence of matter rapidly reduces the cosmological effects of scale invariance, cf. Feynman (1963).

To study the dynamics of systems, we need an equation of motion. For that, we may derive the geodesic equation in the scale invariant framework in various ways (Maeder & Bouvier 1979). Let us do it in a straightforward way, starting from the Equivalence Principle as expressed by Weinberg (1972). At every point of the space-time, there is a local inertial system x'^{α} such that the motion in GR may be described by

$$\frac{d^2 x'^{\alpha}}{ds'^2} = 0. \quad (8)$$

Let us develop this expression in the new framework (defined by ds^2),

$$\frac{d}{ds'} \left(\frac{\partial x'^\alpha}{\partial x^\mu} \frac{dx^\mu}{ds'} \right) = \frac{d}{\lambda ds} \left(\frac{\partial x'^\alpha}{\partial x^\mu} \frac{dx^\mu}{\lambda ds} \right) = 0, \quad (9)$$

$$\frac{d^2 x^\rho}{ds^2} + \frac{\partial^2 x'^\alpha}{\partial x^\mu \partial x^\nu} \frac{\partial x^\rho}{\partial x'^\alpha} \frac{dx^\mu}{ds} \frac{dx^\nu}{ds} + \kappa_\nu \frac{dx^\rho}{ds} \frac{dx^\nu}{ds} = 0, \quad (10)$$

In cotensor analysis, scale invariant derivatives of the first and second order have been developed preserving scale invariance. Other scale invariant quantities are also defined, they are noted by a * (Dirac 1973; Canuto et al. 1977). The modified form of the Christoffel symbol ${}^*\Gamma_{\mu\nu}^\rho$ corresponds to the first two derivatives in the second term on the left of Eq.(10)

$${}^*\Gamma_{\mu\nu}^\rho = \frac{\partial^2 x'^\alpha}{\partial x^\mu \partial x^\nu} \frac{\partial x^\rho}{\partial x'^\alpha}. \quad (11)$$

With (2) and (11), we may write the equation of motion in the scale invariant framework,

$$\frac{d^2 x^\rho}{ds^2} + {}^*\Gamma_{\mu\nu}^\rho \frac{dx^\mu}{ds} \frac{dx^\nu}{ds} + \kappa_\nu \frac{dx^\rho}{ds} \frac{dx^\nu}{ds} = 0, \quad (12)$$

The modified Christoffel symbol also writes (see relation (A5) by Canuto et al. (1977), (3.2) by Dirac (1973) or (86.3) by Eddington (1923)),

$${}^*\Gamma_{\mu\nu}^\rho = \Gamma_{\mu\nu}^\rho - g_\mu^\rho \kappa_\nu - g_\nu^\rho \kappa_\mu + g_{\mu\nu} \kappa^\rho. \quad (13)$$

There, $\Gamma_{\mu\nu}^\rho$ is the usual Christoffel symbol and the term κ_ν is defined by (2). Quite generally, as shown by the field equation, the scale invariant terms are given by the corresponding usual terms in GR, plus or minus some functions of the $g_{\mu\nu}$ and κ_ν . From relations (12) and (13), one has

$$\frac{d^2 x^\rho}{ds^2} + (\Gamma_{\mu\nu}^\rho - g_\mu^\rho \kappa_\nu - g_\nu^\rho \kappa_\mu + g_{\mu\nu} \kappa^\rho) \frac{dx^\mu}{ds} \frac{dx^\nu}{ds} + \kappa_\nu \frac{dx^\rho}{ds} \frac{dx^\nu}{ds} = 0. \quad (14)$$

The third and the last terms simplify and one is left with the following geodesic equation,

$$\frac{du^\rho}{ds} + \Gamma_{\mu\nu}^\rho u^\mu u^\nu - \kappa_\mu u^\mu u^\rho + \kappa^\rho = 0, \quad (15)$$

with the velocity $u^\mu = dx^\mu/ds$. This equation allows one to study the motion of astronomical bodies for various conditions.

2.2. The weak field approximation

The Robertson-Walker metric was used to derive the cosmological equations from the general field equations in paper I. These equations were greatly simplified thanks to relations (6), that allow us to express Λ_E . Compared to the usual standard equations of cosmology, they only contain one additional term representing an acceleration opposed to gravity, cf. Eq.(32) below. In view of Eq.(7), the effects due to the evolution over a long period of time are expected to be the largest ones. The effect not depending on a time evolution are in principle the same as in GR.

Now, let us consider a test particle in the weak field of a potential Φ created by a central mass point. We now develop this non-relativistic approximation, with $v/c \ll 1$, of the geodesic equation (15), which in the classical framework would lead to Newton's equation. The adopted metric only slightly deviates from the Minkowski metric,

$$g_{ii} = -1, \text{ for } i = 1, 2, 3 \quad \text{and} \quad g_{00} = 1 + (2\Phi/c^2). \quad (16)$$

This implies that the only non-zero component of the Christoffel symbols is (Tolman 1934)

$$\Gamma_{00}^i = \frac{1}{2} \frac{\partial g_{00}}{\partial x^i} = \frac{1}{2} \frac{\partial (1 + (2\Phi/c^2))}{\partial x^i} = \frac{1}{c^2} \frac{\partial \Phi}{\partial x^i}. \quad (17)$$

We also have $ds \approx c dt$ and the velocities are $u^i \approx \frac{v^i}{c} = \frac{dx^i}{cdt}$ and $u^0 \approx 1$. The only non-zero component of the coefficient of metrical connection κ_ν is κ_0 . Thus, the last term in Eq.(15) vanishes. In the Newtonian-like approximation of the equation of motion we have,

$$\frac{1}{c^2} \frac{dv^i}{dt} + \frac{1}{c^2} \frac{\partial \Phi}{\partial x^i} - \kappa_0 \frac{v^i}{c} = 0. \quad (18)$$

In the cosmological models of paper I, we have put $c = 1$, while this is not the case here. Also, since κ_0 is a function of time (cf. Eq.5), we define in order to avoid any ambiguity hereafter,

$$\kappa(t) \equiv c \kappa_0 = 1/t. \quad (19)$$

Thus, one has

$$\frac{dv^i}{dt} + \frac{\partial \Phi}{\partial x^i} - \kappa(t)v^i = 0, \quad (20)$$

We need to express the appropriate potential Φ . In the framework of GR, we would consider a central mass point M' and examine the situation at a distance r' in a spherically symmetric system with a potential $\Phi' = -GM'/r'$. In the scale invariant system, from Eq.(1) we have the correspondence $r' = \lambda r$. For the density, it is $\rho = \rho' \lambda^2$ according to Eq.(11) in Paper I. Thus, $\frac{M}{r^3} = \frac{M'}{r'^3} \lambda^2$ and the relation between the Einsteinian mass M' and the scale invariant one is,

$$M' = \lambda M. \quad (21)$$

The number of particles forming an object does evidently not change with time. Expression (21) is quite interesting: since the mass is changing like the length is doing, this means that the curvature of space-time (or the gravitational potential) associated to a massive object is a scale invariant quantity,

$$\Phi' = -\frac{GM'}{r'} = -\frac{GM}{r} = \Phi, \quad (22)$$

being the same in the GR and scale invariant frameworks. Eq.(18) applies to each of the i -components. In Cartesian coordinates we may write

$$\frac{d^2 x^i}{dt^2} = -\frac{GM}{r^2} \frac{x^i}{r} + \kappa(t) \frac{dx^i}{dt}. \quad (23)$$

In spherical coordinates, we can write the vectorial form of the equation of motion

$$\frac{d^2 \mathbf{r}}{dt^2} = -\frac{GM}{r^2} \frac{\mathbf{r}}{r} + \kappa(t) \frac{d\mathbf{r}}{dt} \quad (24)$$

We recognize the Newton's law plus an additional term opposed to gravity. This expression means that in addition to the curvature of space associated to a mass element a particle may experience some outwards acceleration associated to the non-constancy of the scale factor λ . This additional term is generally very small, as discussed in Sect. 2.3.

We have to take the proper units of time in Eq.(24). In current units, the present age t_0 of the Universe is 13.8 Gyr (Frieman et al. 2008) or $4.355 \cdot 10^{17}$ s. (This is an observed age value independent on cosmological models, resting essentially on the rather uncertain ages of globular clusters, see Catelan (2017) for a review. It is clear however that the relation between the age and a parameter like H_0 depends on the cosmological models, see below.) The inverse of the above age is $2.295 \cdot 10^{-18} \text{ s}^{-1}$ or $70.85 \text{ km s}^{-1} \text{ Mpc}^{-1}$. Thus, the empirical value of $\kappa(t_0) = 1/t_0$ is a quantity very close to the current value of the Hubble constant H_0 , which lies between 73 and $67 \text{ km s}^{-1} \text{ Mpc}^{-1}$ (Chen & Ratra 2011; Aubourg et al. 2015; Riess et al. 2016; Chen et al. 2016). We may write the relation between the Hubble constant and the age t_0 of the Universe in some chosen cosmological models as follows

$$H_0 = \xi \frac{1}{t_0}, \quad (25)$$

which may be written for other times with appropriate ξ . The numerical factor ξ depends on the cosmological model. For scale invariant models with $\Omega_k = 0$ and values of $\Omega_m = 0.10, 0.20, 0.25, 0.30, 0.40$ we have $\xi = 1.191, 1.038, 0.987, 0.945, 0.878$ respectively (cf. column 7 in Table 1 of paper I).

Some developments of the weak field approximation were already performed (Maeder & Bouvier 1979). However, at that time $\kappa(t)$ was identified with the Hubble constant. Although the numerical values are very close to each other, there is an important physical difference between the two. The Hubble constant depends on the cosmological models, with $H_0 = (\dot{R}/R)_0$ being the result of the evolution of the Universe for the appropriate parameters Ω_m and Ω_k . This is physically different from the properties of the scale factor λ , which results from Eqs. (6).

Below, we shall carefully explore some first consequences of the above law of mechanics (24). Observations, rather than dogmas, will tell us whether the above modified Newton's law should be supported or rejected.

2.3. The order of magnitude of the new term

Let us estimate numerically the relative importance of the additional acceleration term with respect to the Newtonian attraction at the present time t_0 . We consider a test particle orbiting with a circular velocity v at a distance r of a point mass M . The ratio x of the outwards acceleration term resulting from the scale invariance of the empty space with respect to the Newtonian inwards attraction term in Eq.(24) is given by

$$x = \frac{v r^2}{G M t_0}. \quad (26)$$

We may now relate the present time t_0 to H_0 by expression (25) with the appropriate value of ξ , recalling that for the most realistic values of the density parameters Ω_m the value of ξ is of the order of unity. In turn, H_0 may be related to the the critical density of the Universe at the present time. We have seen in Paper I that the true critical density ϱ_c^* corresponding to $k = 0$ in scale invariant models is given by (cf. Eq.(39) of paper I)

$$\varrho_c^* = \frac{3}{8\pi G} \left(H_0^2 - 2 \frac{H_0}{t} \right) = \varrho_c \left(1 - \frac{2}{3} \frac{8\pi G}{H_0 t} \right). \quad (27)$$

There,

$$\varrho_c = \frac{3 H_0^2}{8\pi G} \quad (28)$$

is the standard critical density in Friedman's models. These densities are usually considered at the present time t_0 , but the above forms could also be used for other epochs with the appropriate H - and t -values. Now, the above x -ratio can be written in term of the standard density ϱ_c (the use of ϱ_c^* brings other expressions with no particular interest for the numerical estimates below),

$$x = \frac{H_0 v r^2}{\xi G M} = \frac{\sqrt{2}}{\xi} \left(\frac{\varrho_c}{\varrho} \frac{v^2}{(GM/r)} \right)^{1/2}. \quad (29)$$

There, ρ is the mean density associated to the mass M within the radius r considered. (At a time t different from the present one, the corresponding values of the parameters need to be taken.) We will see, when studying the energy properties in Sect. 3.1, that the ratio $\frac{v^2}{GM/r}$ is not necessarily always equal to unity. As the dynamical evolution of a system proceeds, the additional acceleration term in Eq.(24) may introduce progressive deviations from the classical relation $v^2 \simeq GM/r$. According to Sect. 3, the above ratio $\frac{v^2}{GM/r}$ significantly differs from unity only for systems with a density within less than about 3 order of magnitude from the critical density ϱ_c . Thus, we write

$$x \geq \frac{\sqrt{2}}{\xi} \left(\frac{\varrho_c}{\varrho} \right)^{1/2}. \quad (30)$$

For systems with $\varrho > 10^3 \varrho_c$, we may consider the equality in the above expression. The ratio x is thus mainly given by the ratio of the critical density to the average density of the dynamical system considered. We see that the dynamical effects of the scale invariance of the empty space are particularly significant in systems of very low density, such as clusters of galaxies and possibly galaxies.

The acceleration term would dominate over gravitation ($x > 1$) only for systems with ϱ smaller than about $2 \varrho_c$. The only such system known is the Universe, which presently shows some cosmic acceleration. The matter density and the critical density have different time dependences. The matter density evolves according to the conservation law given by Eq.(61) in paper I, while the critical density varies like H^2 , (the variation of $H(z)$ are given in Table 2 of paper I for two useful models). The result is that the acceleration term dominates over braking only after a transition phase, which is located near $z = 0.75$ for models with $\Omega_k = 0$ and $\Omega_m = 0.30$ (Maeder 2017a).

2.4. Consistency of the modified Newton equation and the cosmological equations

The scale invariant cosmological models depend on the usual density-parameters Ω_m and Ω_k , which now satisfy a relation of the form (see Eq.(45) in paper I),

$$\Omega_m + \Omega_k + \Omega_\lambda = 1, \quad \text{with} \quad \Omega_\lambda \equiv \frac{2}{H t}. \quad (31)$$

For models with $k = 0$ supported by the observations of the CMB radiation (de Bernardis et al. 2000; Bennett et al. 2003), expansion implies $H > 0$ and thus $\Omega_\lambda > 0$ with $\Omega_m < 1$. As in standard cosmology, from the two fundamental cosmological equations, a third one may be derived by elimination of the terms depending on the space curvature (paper I), it is

$$-\frac{4\pi G}{3}(3p + \varrho) = \frac{\ddot{R}}{R} + \frac{\dot{R}\dot{\lambda}}{R\lambda}. \quad (32)$$

Terms p and ϱ are the pressure and density in the scale invariant system. $R(t)$ is the expansion function. Taking $p = 0$ and considering that the density ϱ is the average density in a sphere of radius R and central mass M . We get

$$\ddot{R} = -\frac{GM}{R^2} - \frac{\dot{\lambda}}{\lambda}\dot{R}, \quad (33)$$

which compares with Eq.(24). This shows the consistency of the above modified Newton equation with the scale invariant cosmological equations in their limit.

Let us now consider the case of the empty space. In the Newtonian framework, a test particle would have a constant velocity with $dv/dt = 0$. In the scale invariant case, it would experience a slow acceleration. From the additional term in Eq.(24) we have $\frac{dv}{dt} = \frac{v}{t}$ and thus $v = at$, and $r - r_0 = a(t^2 - t_0^2)$. This is quite consistent with the results of paper I, which show that the expansion function $R(t)$ of an empty universe would behave like $R(t) \sim t^2$ in the scale invariant cosmology, while the empty Friedman model would expand like $R(t) \sim t$.

3. DYNAMICS OF THE CLUSTERS OF GALAXIES

Clusters of galaxies play an essential role in the determinations of the cosmological parameters (Allen et al. 2011). Their distribution as a function of redshifts depend on the geometry of the universe and on the growth of density fluctuations, which both in turn depend on Ω_m and Ω_Λ (Frieman et al. 2008). The determination of the virial masses was the first applied method to obtain the mass of the clusters of galaxies (Karachantsev 1966; Rood et al. 1972; Bahcall 1974; Abell 1977; Blindert et al. 2004; Proctor et al. 2015). It was soon evident that the estimated virial masses were much too large compared to the visible mass in galaxies.

Specifically, we may consider that the stellar mass fraction $f_* = M_{\text{star}}/M_{\text{tot}}$ with respect to the total gravitational mass is of the order

$$f_* \simeq \frac{(M/L)_{\text{ref}}}{(M_{\text{tot}}/L)}. \quad (34)$$

There, $(M/L)_{\text{ref}}$ is the reference mass–luminosity ratio for a typical stellar population in galaxies and (M_{tot}/L) is the total gravitational mass–luminosity ratio determined for clusters of galaxies. M_{tot} is the total gravitational mass, also called the dynamical mass or virial mass as it is determined on the basis of the virial theorem in standard Newtonian dynamics. The optical luminosity of galaxies originate mainly from stars, while the total gravitational mass is that of the baryons (stars, gas) and dark matter. From 600 groups and clusters of galaxies studied in various color bands, Proctor et al. (2015) supported values of $(M_{\text{tot}}/L) = (300 - 500) (M/L)_\odot$ for clusters with masses between 10^{14} and $10^{15} M_\odot$. This well compares to most data by previous authors. For a typical stellar value of $(M/L)_{\text{ref}} = 10 (M/L)_\odot$, one obtains $f_* = 0.02$ to 0.033 , a value well supported by the recent works mentioned below.

Recent results from optical and X-ray observations of clusters of galaxies (Andreon 2010; Lin et al. 2012; Leauthaud et al. 2012; Gonzalez et al. 2013; Shan et al. 2015; Ge et al. 2016; Chiu et al. 2016) confirm that the stellar mass fraction $f_* = M_{\text{star}}/M_{\text{tot}}$ is quite small. Moreover f_* significantly decreases with increasing total mass (virial), typically from about 0.04 to less than 0.015 for cluster with masses from 10^{14} to $10^{15} M_\odot$. Measurements of the X–ray emitting gas provide estimates of the gas fraction $f_{\text{gas}} = M_{\text{gas}}/M_{\text{tot}}$, which largely dominates with respect to the stellar mass fraction f_* . Results by the above authors also show that the gas mass fraction f_{gas} increases from about 0.08 to 0.15 over the above mentioned mass interval. Clearly, most baryons reside in the hot gas. The baryons fraction $f_{\text{bar}} = \frac{M_{\text{star}} + M_{\text{gas}}}{M_{\text{tot}}}$, due to the opposite trends of the stellar and gas components, appear to be nearly constant with cluster mass (around 0.12 to 0.15), *e.g.* Gonzalez et al. (2013). However, this baryon fraction obtained from the addition of the stellar and gas components appears, according to the above authors, slightly lower than the cosmic WMAP-7yr and Planck-2013 value of $f_{\text{bar}} = 0.17$ and 0.157 respectively. Whether this slight difference comes from uncertainties of the virial masses is a possibility (Chiu et al. 2016). The major fact is that the above baryon fraction f_{bar} is much lower than 1, by about a factor of 6. This is considered as a strong evidence in favor of the existence of dark matter.

Now, we may wonder whether a part of the difference between the total gravitational mass and the baryonic mass could possibly originate from the scale invariant dynamics.

3.1. Scale invariance and the virial masses

We may not directly apply the virial theorem in the context of the scale invariant theory, because of the additional term in Eq.(24), which produces the expansion of a gravitational system (see Sect. 4.1). The additional radial outwards acceleration term in Eq.(24) may influence the relation between the motions and the present mass in a cluster of galaxies (Maeder 1978). We consider in a simplified way a spherical cluster containing N mass points of mass m_i and velocity v_i governed by the above modified Newton equation (24). According to this equation, the acceleration of an object i interacting with another one of mass m_j is

$$\frac{dv_i}{dt} = -\frac{G m_j}{r_{ij}^2} + \kappa(t) v_i, \quad (35)$$

where r_{ij} is the distance between objects i and j and $\kappa(t) = 1/t$ according to Eq.(19). Multiplying the above equation by $v_i = \frac{dr_{ij}}{dt}$, we get

$$v_i dv_i = -\frac{G m_j}{r_{ij}^2} dr_{ij} + \kappa(t) v_i^2 dt. \quad (36)$$

This equation accounts for only one interaction $i - j$, and we have to sum up to account for all the gravitational interactions of the object i with the other masses m_j in the cluster. Thus, we have

$$\frac{1}{2} d(v_i^2) = -\sum_{j \neq i} \frac{G m_j dr_{ij}}{r_{ij}^2} + \kappa(t) v_i^2 dt, \quad (37)$$

We now integrate the above differential equation. The system is non-conservative, because the additional outwards acceleration term cannot be derived as the gradient of a potential. The non-Newtonian term is an "adiabatic invariant", since the rate of its effects is generally very slow. The usual treatment is to consider a limited, but significant interval of time and to obtain relations between time averages. The integration of the above equation between time t_1 and time t_z , where z is the cluster redshift, gives

$$\frac{1}{2} [v_i^2(t_z) - v_i^2(t_1)] = \sum_{j \neq i} \left[\frac{G m_j(t_z)}{r_{ij}(t_z)} - \frac{G m_j(t_1)}{r_{ij}(t_1)} \right] + \int_{t_1}^{t_z} \kappa(t) v_i^2(t) dt. \quad (38)$$

Let us take t_1 as the time of the formation of the system. The effects of the non-conservative term in the initial collapse of the system are limited and we have at equilibrium, $\frac{1}{2} v_i^2(t_1) = \sum_{j \neq i} \frac{G m_j(t_1)}{r_{ij}(t_1)}$. The above expression simplifies and summing over all objects i , we get

$$\frac{1}{2} \sum_i v_i^2(t_z) = \frac{1}{2} \sum_i \sum_{j \neq i} \frac{G m_j(t_z)}{r_{ij}(t_z)} + \sum_i \int_{t_1}^{t_z} \kappa(t) v_i^2(t) dt. \quad (39)$$

In the above expression, there is a factor 1/2 in front of the double summation in order not to count twice the same interaction between a mass m_i and the surrounding masses m_j . We now take the mean over the N masses of the cluster considered to be spherical. The term on the left gives $\frac{1}{2N} \sum_i v_i^2(t_z) = (1/2) \overline{v^2(t_z)}$, while the first term on the right in Eq.(39) leads to $0.5 q' G M_{sc.inv} / R$, where R is the cluster radius and $M_{sc.inv}$ the mass determined in the scale invariant theory. There q' is an appropriate structural factor, which has no influence on the final result, see Eqs.(45) or (48). For the non-Newtonian term, we need to know how the velocities are varying with t . In an empty space, $v = at$ (Sect. 2.4), while in a bound two-body system the velocity is a constant (Sect. 4.1). Thus, we write $v(t) = v(t_z) (t/t_z)^\beta$ with β between 0 and 1. To express the last term in Eq.(39), we define

$$F \overline{v^2(t_z)} \equiv \frac{1}{N} \sum_i \int_{t_1}^{t_z} \kappa(t) v_i^2(t) dt = \frac{\overline{v^2(t_z)}}{2\beta} \left[1 - \left(\frac{t_1}{t_z} \right)^{2\beta} \right], \quad \text{with } F = \ln \frac{t_z}{t_1}, \text{ for } \beta = 0. \quad (40)$$

The above mentioned replacements lead to

$$\overline{v^2(t_z)} (1 - 2F) \simeq q' \frac{G M_{sc.inv}}{R}. \quad (41)$$

The observed velocities are radial velocities and we may write their relations to the total velocities

$$\overline{v_{\text{rad}}^2} = p \overline{v^2}, \quad \text{and} \quad \overline{|v_{\text{rad}}|} = p' \overline{|v|}. \quad (42)$$

For isotropic motions of the galaxies within the cluster, we would have $p = 1/3$ and $p' = 1/2$, values which we adopt below. We finally write the expression corresponding to the virial theorem in the scale invariant framework

$$\overline{v_{\text{rad}}^2} (1 - 2F) \simeq p q' \frac{G M_{\text{sc.inv}}}{R}. \quad (43)$$

This expression differs from the classical one by the parenthesis on the left side. The dynamical masses of clusters of galaxies published in literature are based on the standard virial theorem. Some improvements in order to take into account the differences of the concentration of galaxies in clusters and other differences have been proposed, *e.g.* Rood (1974). The standard cluster masses M_{std} are based on a relation of the form,

$$\overline{v_{\text{rad}}^2} \simeq p q' \frac{G M_{\text{std}}}{R}. \quad (44)$$

The ratio of the standard masses M_{std} from Eq.(44) to the masses $M_{\text{sc.inv}}$ given by the scale invariant theory in Eq.(43) is equal to

$$\frac{M_{\text{std}}}{M_{\text{sc.inv}}} \simeq \frac{1}{1 - 2F}. \quad (45)$$

Two protoclusters of galaxies in a forming stage have been observed at $z = 5.7$ (Ouchi et al. 2005). This corresponds to ages between 1.2 and 1.8 Gyr, for models with Ω_{m} between 0.3 and 0.1 for $k = 0$, giving an upper limit of $t_0/t_1 \simeq 10$. With $\beta = 1$, for $t_z/t_1 = 1.5, 2, 4$ and 10, we have $\frac{M_{\text{std}}}{M_{\text{sc.inv}}} \simeq 2.2, 4, 16$ and 100 respectively. With $\beta = 0$, $\frac{M_{\text{std}}}{M_{\text{sc.inv}}}$ rapidly diverges for $t_z/t_1 > 1.6$. Thus, we may conclude that, except for clusters still in formation, *the masses obtained by the standard virial theorem are often much larger than given by the scale invariant theory.*

Another estimate of F can be made by considering an average over an interval of time Δt equal to the radius crossing time R/\bar{v} , which often represents a large fraction of the cluster lifetime, especially when massive clusters are considered. This offers the advantage to provide an estimate based on observed parameters. We write

$$F \overline{v^2(t_z)} = \frac{1}{N} \sum_i \int_{t_1}^{t_z} \kappa(t) v_i^2(t) dt \simeq \overline{v^2(t')} \frac{R}{t' |v(t')|} \simeq f \overline{v^2(t_z)} \frac{R}{t' f^{1/2} |v(t_z)|}. \quad (46)$$

The intermediate time t' is about $(1/2)t_z$. For f , we take 1 as for equilibrium ($\beta = 0$). From Eq.(39), we get

$$\overline{v^2(t_z)} \left(1 - \frac{4R}{t_z |v(t_z)|} \right) \simeq q' \frac{G M_{\text{sc.inv}}}{R}, \quad (47)$$

which leads to the following mass ratio for radial velocities with $p' = 1/2$,

$$\frac{M_{\text{std}}}{M_{\text{sc.inv}}} \simeq \frac{1}{1 - \frac{2R}{t_z |v_{\text{rad}}(t_z)|}}. \quad (48)$$

This confirms that the masses derived in the present theory may be much smaller than the standard masses. A prediction of the theory is that forming clusters have little or no dark matter.

The ratio M_{tot}/L of the mass to the luminosity of the observed clusters is considered in general. As the luminosities are essentially independent on the dynamical state of the clusters, we also have

$$\left(\frac{M_{\text{tot}}}{L} \right)_{\text{std}} \simeq \left(\frac{M_{\text{tot}}}{L} \right)_{\text{sc.inv}} \frac{1}{1 - \frac{2R}{t_z |v_{\text{rad}}(t_z)|}}. \quad (49)$$

The standard mass–luminosity ratios are also larger than those from the scale invariant framework. There are uncertainties, nevertheless these estimates confirm that some substantial part of the dark matter could be due to scale invariant effects. As the dynamical masses have contributed to ascertain the concept of dark matter, we now examine in two quantitative examples what fraction of the dark matter could possibly be due to the above effects.

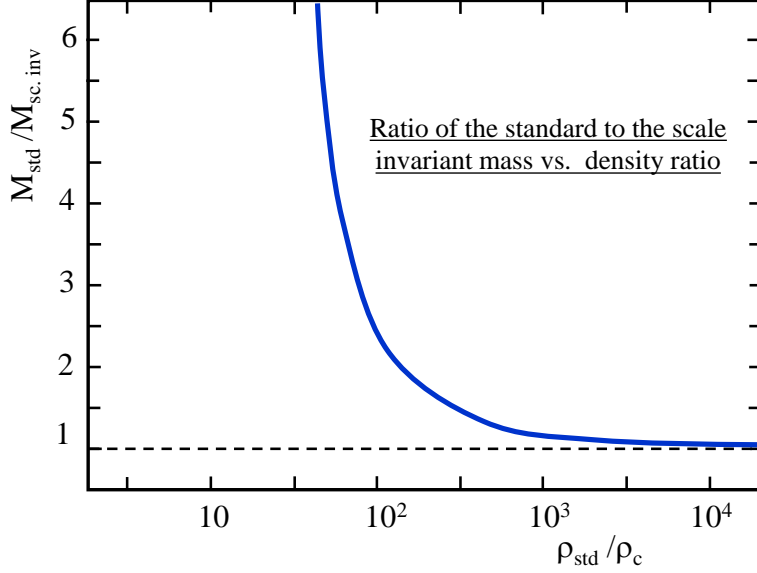


Figure 1. The ratio $\frac{M_{\text{std}}}{M_{\text{sc.inv}}}$ as a function of the ratio of the standard density to the critical density, both considered at the time t_z of the cluster redshift z . This plot is based on Eq.(52) with the values of the parameters indicated in the text. It also applies to the case of no or negligible redshifts.

3.2. The case of the Coma cluster and Abell 2029

Coma and Abell 2029 are the most studied massive clusters of galaxies, they both have about 1000 member galaxies. A recent study by [Sohn et al. \(2017\)](#) provides a very complete and detailed study of their luminosity, stellar mass and velocity dispersion functions. For the Coma cluster, they found a mass $M_{200} = 1.29^{+0.15}_{-0.15} \cdot 10^{15} M_{\odot}$, a radius $R_{200} = 2.23^{+0.08}_{-0.09}$ Mpc (R_{200} and M_{200} indicate the values up to which the enclosed density is equal to 200 times the critical density). The velocity dispersion σ is $947 (\pm 31) \text{ km s}^{-1}$. For Abell 2029, the corresponding data are $M_{200} = 0.94^{+0.30}_{-0.27} \cdot 10^{15} M_{\odot}$, $R_{200} = 1.97^{+0.20}_{-0.21}$ Mpc and $\sigma = 973 (\pm 31) \text{ km s}^{-1}$. We point out that the radii R_{200} only encompass $\sim 5\%$ of the total volume of these clusters, which have observed total radii of about 6 Mpc, according to the data by [Sohn et al. \(2017\)](#). These authors have published the plot of the clustercentric velocities vs. clustercentric distances for the Coma and Abell 2020 clusters. These plots support that the radial extension of these clusters reaches 6 Mpc.

For Coma, the redshift is $z = 0.0235$ and for Abell 2029 $z = 0.0784$. According to the scale invariant cosmological models with $k = 0$ and $\Omega_m = 0.3$ to 0.1 of paper I, this corresponds to ages of about 13.5 Gyr and 12.8 Gyr respectively, (for these small z , different models make small differences). As to the radius crossing times, for more realistic radii of 5 or 6 Mpc, we get $= 5.16$ or 6.20 Gyr (Coma) and 5.03 or 6.03 Gyr (Abell 2029) respectively. For the factor $2F = \frac{2R}{t_z |v_{\text{rad}}(t_z)|}$, we get $2F = 0.764$ or 0.919 (Coma) and 0.786 or 0.942 (Abell 2029). The corresponding estimates of the ratios $\frac{M_{\text{std}}}{M_{\text{sc.inv}}}$ in Eq.(48) are

$$\frac{M_{\text{std}}}{M_{\text{sc.inv}}} \simeq 4.2 \text{ or } 12.3 \text{ (Coma)} \quad \text{and} \quad \simeq 4.7 \text{ or } 17.2 \text{ (Abell 2029)}. \quad (50)$$

As a matter of facts, the above numerical values likely are not overestimated for two reasons. 1.– First, the above radii of 6 Mpc may still be too low. For example, in the case of Abell 2029, the concentration of points in Fig. 5 by [Sohn et al. \(2017\)](#) may extend up to 8 Mpc. 2.– Secondly, in both clusters at large clustercentric distances the velocities are much smaller than in the cluster core. In Fig. 5 and 6 by [Sohn et al. \(2017\)](#), the caustics defining the velocity limit decrease by about a factor of 2 from R_{200} to a distance of 6 Mpc. Even if the average velocity is reduced by 5% or 10%, this would significantly increase the ratios of the standard to the scale invariant mass in both clusters. In fact, both effects number 1 and number 2 intervene.

Thus, we see that the dynamical masses estimated in the scale invariant system are smaller by a large factor (of about 4 to 12) with respect to the standard case. In this context, we recall that the baryon fraction from WMAP-7yr

and Planck-2013 turns around 0.16 to 0.17. Thus, with the above numerical figures, we see that there would be not much room, and maybe no room at all, left for dark matter in the context of the scale invariant theory.

We conclude that *a large fraction of the dark matter, and possibly the whole of it, is no longer demanded in the framework of the scale invariant dynamics*. More detailed analyses with extensive numerical simulations of the dynamical evolution of clusters of galaxies in the framework of the scale invariant theory need to be performed in the future.

3.3. Mass estimates in relation with cluster density

We now examine the relation between the excesses of the standard masses (with respect to the scale invariant results) and the average cluster densities. Expressing the term $2F = \frac{4R}{t_z |v(t_z)|}$ with $H = \xi/t$ (cf. Eq.25) and the usual critical density $\varrho_c = \frac{3H^2}{8\pi G}$, we get

$$2F = \frac{4}{\xi} \left(\frac{R^2 H^2}{|v(t_z)|^2} \right)^{1/2} \simeq \frac{4}{\xi} \left(\frac{2\varrho_c}{q' \varrho} \right)^{1/2}, \quad (51)$$

where we have used Eq.(44), also identifying the quadratic and arithmetic means of the velocities. According to Sect. 3.1, the critical density ϱ_c must be taken at the redshift corresponding to t_z . For the mass we take the standard mass M_{std} , thus the density is the corresponding density ϱ_{std} of the cluster. The ratio $\frac{M_{\text{std}}}{M_{\text{sc.inv}}}$ may be written

$$\frac{M_{\text{std}}}{M_{\text{sc.inv}}} \simeq \frac{1}{1 - \frac{4}{\xi} \left(\frac{2\varrho_c(t_z)}{q' \varrho_{\text{std}}(t_z)} \right)^{1/2}}, \quad (52)$$

where, as seen above, we adopt $\xi \sim 1$, $q' \sim 1$. We see that the ratio of the standard to the scale invariant masses increases for object of lower densities, consistently with the remarks in Sect. 2.3. For astronomical systems with densities much above the critical density of the universe, the two mass estimates are similar. Let us recall that Table 2 of paper I allows one to estimate H and thus the critical densities at different redshifts .

Fig. 1 shows the ratio $\frac{M_{\text{std}}}{M_{\text{sc.inv}}}$ as a function of ratio of the cluster density ϱ_{std} with respect to the critical density at the time t_z . We see that the excess of the standard cluster masses with respect to the values in the scale invariant theory rapidly diverges for values of the density ratio $\varrho_{\text{std}}/\varrho_{\text{sc.inv}}$ below 10^2 , consistently with the results about the Coma and Abell 2029 clusters. Finally, we recall that, even within a given cluster, the standard estimates of the (M/L) ratio steeply increase for larger radii (Lewis et al. 2003), *i.e.* for decreasing average internal densities. This remarkable fact is quite in agreement with the above results and does not demand any peculiar distribution of dark matter according to clustercentric distances.

4. THE ROTATION CURVES OF GALAXIES

The flat curves of rotation velocities in the external regions of spiral galaxies usually provides another major evidence of dark matter, see review by Sofue & Rubin (2001) and further ref. in Sect. (4.2). The rotation velocities remain about constant instead of decreasing with central distance r , like $\sim 1/\sqrt{r}$ as predicted by the Newtonian law at some distance of an axisymmetric central mass concentration.

4.1. The two-body problem

We start by studying the classical case of the two-body problem in the scale invariant framework, following some early developments by Maeder & Bouvier (1979). The specific angular momentum in the classical case is in Cartesian coordinate $\mathbf{x}' \times \frac{d\mathbf{x}'}{dt}$, which is constant in time. Let us examine the product $\mathbf{x} \times \kappa(t) \frac{d\mathbf{x}}{dt}$ and its derivative,

$$\frac{d}{dt} \left(\mathbf{x} \times \kappa(t) \frac{d\mathbf{x}}{dt} \right) = \frac{d\kappa}{dt} \left(\mathbf{x} \times \frac{d\mathbf{x}}{dt} \right) + \kappa(t) \frac{d}{dt} \left(\mathbf{x} \times \frac{d\mathbf{x}}{dt} \right). \quad (53)$$

Now, according to the expression of $\kappa(t)$ in Eq.(19), one has

$$\frac{d\kappa}{dt} = -\kappa^2(t). \quad (54)$$

Let us develop the two terms on the right of Eq.(53),

$$-\kappa^2(t) \left(\mathbf{x} \times \frac{d\mathbf{x}}{dt} \right) = -\kappa^2(t) \left(x^1 \frac{dx^2}{dt} - x^2 \frac{dx^1}{dt} \right) + \text{the same for } (2, 3) \text{ and } (3, 1), \quad (55)$$

$$\kappa(t) \frac{d}{dt} \left(\mathbf{x} \times \frac{d\mathbf{x}}{dt} \right) = \kappa(t) \left(\frac{dx^1}{dt} \frac{dx^2}{dt} + x^1 \frac{d^2x^2}{dt^2} - \frac{dx^2}{dt} \frac{dx^1}{dt} - x^2 \frac{d^2x^1}{dt^2} \right) + \text{the same for } (2, 3) \text{ and } (3, 1). \quad (56)$$

In this last expression, the first and third terms on the right cancel each other, the second and fourth are according to Eq.(23),

$$x^1 \frac{d^2x^2}{dt^2} = -\frac{GM}{r^2} \frac{x^1 x^2}{r} + \kappa(t) x^1 \frac{dx^2}{dt}. \quad (57)$$

$$x^2 \frac{d^2x^1}{dt^2} = -\frac{GM}{r^2} \frac{x^1 x^2}{r} + \kappa(t) x^2 \frac{dx^1}{dt}. \quad (58)$$

Now, we can write the complete expression

$$\begin{aligned} \frac{d}{dt} \left(\mathbf{x} \times \kappa(t) \frac{d\mathbf{x}}{dt} \right) &= -\kappa^2(t) \left(x^1 \frac{dx^2}{dt} - x^2 \frac{dx^1}{dt} \right) + \kappa(t) \left(-\frac{GM}{r^2} \frac{x^1 x^2}{r} + \kappa(t) x^1 \frac{dx^2}{dt} \right) \\ &\quad - \kappa(t) \left(-\frac{GM}{r^2} \frac{x^1 x^2}{r} + \kappa(t) x^2 \frac{dx^1}{dt} \right) + \text{the same for } (2, 3) \text{ and } (3, 1) = \mathbf{0}. \end{aligned} \quad (59)$$

The two Newtonian terms cancel each other and the same for the other terms. Thus, the above equation expresses the angular momentum conservation in the scale invariant framework. The vector $(\kappa(t) \mathbf{x} \times \frac{d\mathbf{x}}{dt})$ is always orthogonal to the orbital motion, which indicates that the problem is 2-dimensional. The angular momentum conservation writes in polar coordinates (r, ϑ) ,

$$\kappa(t) r^2 \dot{\vartheta} = L = \text{const.} \quad (60)$$

It is a scale invariant term. At a fixed time, the above expression is similar to the usual conservation law. Now, the equation of motion (24) writes in the two polar coordinates

$$\ddot{r} - r \dot{\vartheta}^2 = -\frac{GM}{r^2} + \kappa(t) \dot{r}, \quad (61)$$

$$r \ddot{\vartheta} + 2 \dot{r} \dot{\vartheta} = \kappa(t) r \dot{\vartheta} \quad (62)$$

The mass M is the mass in the scale invariant framework, see expression (21). We easily verify the compatibility of expression (60) with the above equation (62). The radial equation (61) can be expressed with L ,

$$\ddot{r} - \left(\frac{L}{\kappa(t)} \right)^2 \frac{1}{r^3} + \frac{GM}{r^2} - \kappa(t) \dot{r} = 0. \quad (63)$$

We may transform the time derivatives into derivatives with respect to ϑ , with $\frac{dr}{d\vartheta} = \frac{\dot{r}}{\dot{\vartheta}} = \frac{\dot{r}}{L} \kappa(t) r^2$ we have,

$$\dot{r} = \frac{L(dr/d\vartheta)}{\kappa(t) r^2} \quad \text{and} \quad \ddot{r} = \frac{L^2}{H^2 r^4} \left(\frac{d^2r}{d\vartheta^2} - 2 \frac{(dr/d\vartheta)^2}{r} \right) - \frac{\kappa(\dot{t}) L (dr/d\vartheta)}{\kappa^2(t) r^2} \quad (64)$$

These replacements lead to an equation in (r, ϑ) giving the curve described by a test particle in the central field of the scale invariant mass. Most remarkably, the last term in the modified Newton equation (63) simplifies with the last one in expression (64) for \ddot{r} , and we have

$$\frac{L^2}{\kappa^2(t) r^4} \left(\frac{d^2r}{d\vartheta^2} - \frac{2}{r} \left(\frac{dr}{d\vartheta} \right)^2 \right) - \left(\frac{L}{\kappa(t)} \right)^2 \frac{1}{r^3} + \frac{GM}{r^2} = 0. \quad (65)$$

This allows us with the transformation $\rho = 1/r$ to write

$$\frac{d^2\rho}{d\vartheta^2} + \rho = \frac{GM \kappa^2(t)}{L^2}. \quad (66)$$

This expression is identical to the classical Binet equation except for the κ -term on the right. Thus, we may immediately write the solution $\rho = (1/r_0) + C \cos(\vartheta)$ or

$$r = \frac{r_0}{1 + e \cos(\vartheta)}, \quad \text{with} \quad r_0 = \frac{L^2}{GM \kappa^2(t)}. \quad (67)$$

There, r_0 is the radius of a circular orbit (for $e = 0$). It is not a scale invariant quantity. Recalling once more that the Einsteinian mass is $M' = \lambda M$, we see that r_0 grows like t , consistently with the basic relation (1). The eccentricity e is given by

$$e = C \frac{L^2}{GM\kappa^2(t)}, \quad i.e. \quad C = e/r_0. \quad (68)$$

We verify that the eccentricity e is scale invariant, which is satisfactory. The above equation (67) is that of a conic, ellipse, parabola or hyperbola depending on the eccentricity, however with a secular variation of the orbital radius r_0 , or semi-major axis as shown below.

The solutions of the two-body problem are similar to those of the standard case, with in addition a slow secular variations of the orbital radius. More generally, if we consider the semi-major axis a of an orbital motion,

$$a = \frac{r_0}{1 - e^2}, \quad (69)$$

we have from Eqs.(67) and (69), together with Eqs.(7) and (19),

$$\frac{\dot{a}}{a} = \frac{\dot{\lambda}}{\lambda} - 2\frac{\dot{\kappa}}{\kappa} = -\frac{\dot{\kappa}}{\kappa} = \frac{1}{t}. \quad (70)$$

Thus, we see that the semi-major axis increases linearly with time t . The behavior of the circular velocity v_{circ} is also interesting. From Eq.(60) of the conservation of the angular momentum, we get

$$v_{\text{circ}} = r_0 \dot{\vartheta} = \frac{L}{\kappa(t)r_0} = \text{const.} \quad (71)$$

The constancy results from the fact that $\kappa(t)$ behaves like $1/t$ and r_0 like t , L being a constant. This is consistent with the fact that the gravitational potential is an invariant as shown by Eq.(22). The constancy of the circular velocity over the times is of great importance for the study of the rotation curves of galaxies below. From the conservation law (60), we also see that the orbital period P similarly varies like $\dot{P}/P = 1/t$. This is also evident since the radius increases linearly and both the eccentricity and the circular velocity are constant.

Thus, the scale invariant two-body problem leads essentially to the same solutions as the Newtonian case, with a slight supplementary outwards expansion at a rate which is not far from the Hubble expansion. These conclusions consistently come from the hypothesis we have made (see Sect. 1). Now, whether this corresponds to Nature or not, can only be decided on the basis of careful comparisons with observations.

4.2. An application to the outer rotation curves of galaxies

The rotation curves of nearby spiral galaxies, *i.e.* the circular velocities as a function of the galactocentric distances r , generally remain flat in the outer regions, instead of having a Keplerian decrease like $\sim 1/\sqrt{r}$, as expected if most of the mass lies in inner regions. The velocity determinations are mainly based on optical observations of H α , NII and SII lines and on radio observations of HI and CO lines. There is a long history of the problem of the flat rotation curves, as reviewed by Sofue & Rubin (2001), who report that already in 1940, Oort noticed "... the distribution of mass [in NGC 3115] appears to bear no relation to that of the light." Such facts were further confirmed by other precursors. From a sample of 10 high-luminosity spiral galaxies, Rubin et al. (1978) stated that "all rotation curves are approximately flat, to a distance as great as $r = 50$ kpc." The sample was extended to 21 galaxies (Rubin et al. 1980), further supporting the previous conclusions. Nowadays, the observations of thousands of galaxies confirm the difference of the matter and luminosity distributions and support the existence of a halo of dark matter around the Milky Way and other galaxies, *e.g.* Persic et al. (1996); Sofue & Rubin (2001); Sofue et al. (2012); Huang et al. (2016).

We concentrate on the case of the Milky Way where the rotation curve is known to the largest distances from the center. On the basis of the velocities of about 16 000 red clump giants in the outer disk, as well as ~ 5700 halo K giants in the halo, Huang et al. (2016) have constructed the rotation curve of the Milky Way up to about 100 kpc. The average data as a function of the galactocentric distance are given in their Table 3, which indicates the various segments of the curve and the source of their measurements.

The curve by Huang et al. (2016) is illustrated in Fig. 2, it shows a flat rotation curve with a circular velocity of 240 km s⁻¹ up to galactocentric distances R of about 25 to 30 kpc and then it slowly decreases down to 150 km s⁻¹ at 100 kpc. There is also some prominent dips at $R = 11$ and 19 kpc, (represented in the light broken red line in Fig.

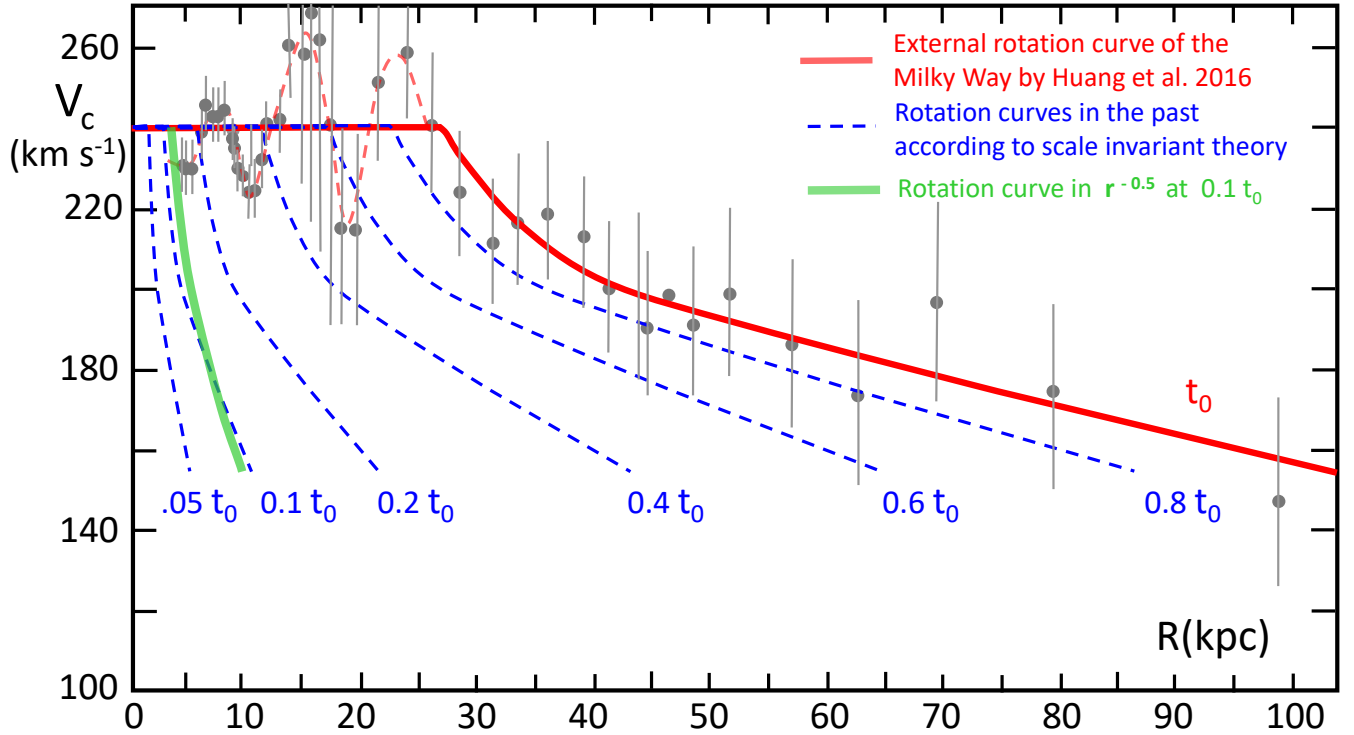


Figure 2. Evolution of the rotation curve of the Milky Way. The gray points are the observed velocity averages by [Huang et al. \(2016\)](#) with their error bars and the thick red line represents the corresponding average rotation curve. The thin broken red line describes the undulations in the globally flat part of the distribution. The blue broken lines show the rotation curves predicted by the scale invariant theory for different past epochs expressed in fraction of the present age t_0 . The thick green line shows a Keplerian curve in $1/\sqrt{r}$ at a time corresponding to 10% of the present age. We see that this Keplerian curve is close to a distribution consistent with the scale invariant theory in an early epoch.

2). The error bars on the velocities are rather small ($\sigma \approx 7 \text{ km s}^{-1}$) for R between 4.6 kpc and about 13 kpc, so that the dip at 11 kpc appears as very significant. From $R = 15$ to 20 kpc, the error bars are much larger so that the dip at 19 kpc may be less significant. Nevertheless, in view of the small amplitude of the dips with respect to the velocity, the rotation curve may be considered as globally flat up to at least 25 kpc ([Huang et al. 2016](#)). We note that the 11 kpc dip is often interpreted as due to a ring of dark matter at that location. The dip at 19 kpc may have the same origin, however it could also be artificial due to the use of different data sets. We note that [Rubin et al. \(1978\)](#) already pointed out secondary velocity undulations in various rotation curves, with rotational velocities lower by about 20 km s^{-1} on the inner edge than on the outer edges of spiral features.

The decrease in the external regions reaches about 100 km s^{-1} , it is about five times larger than the error bars. Moreover, it is supported by all measurements beyond about a galactocentric distance $R \approx 25 \text{ kpc}$. The observed points then form a rather smoothly decreasing curve.

The red curve in Fig. 2 is the velocity distribution at the present cosmic time t_0 . (In the cosmological models of paper I, the present age is fixed to $t_0 = 1$ which corresponds to 13.8 Gyr. The correspondence between t_0 and H_0 is expressed by Eq.(23) with the appropriate ξ -values). We can find the corresponding velocity distributions at past epochs, $0.8 t_0$, $0.6 t_0$, $0.4 t_0$, etc... by applying the properties of Eqs.(70) and (71) derived from the equivalent Binet equation (Eq.66) in the scale invariant framework. At past epochs, the radii were smaller, while the circular velocities kept constant. Thus, we apply these simple evolution laws to the present rotation curve to deduce the curves at past epochs. Of course, this does not preclude the various dynamical effects which currently are at work in galaxies to be simultaneously operating: interactions due to spiral waves, effects of bars, non-axisymmetric perturbations, radial motions, cloud collisions, mergers, etc. For now, we ignore these various effects in order to just examine the consequences of scale invariance.

Fig. 2 shows that at earlier epochs the outer velocity distributions derived from the scale invariant predictions were increasingly steeper with decreasing time. At the same time, the Galaxy was more compact. The galaxy formation occurred on a relatively short timescale compared to the age of the Universe. At a given location, the infalling matter stops its collapse when the centrifugal force equilibrates gravity, thus establishing a Keplerian law. Later, during the aging of the Galaxy, the dynamical effects of scale invariance intervene, leading to a flatter distribution.

Let us consider that the initial Keplerian velocity distribution was of the form $v(r, t_{\text{in}}) = v_{\text{in}} \sqrt{r_{\text{core}}(t_{\text{in}})/r(t_{\text{in}})}$, with the assumption of a relatively constant circular velocity v_{in} up to a distance $r_{\text{core}}(t_{\text{in}})$, followed beyond r_{core} by a Keplerian decrease. As time is going, the orbital radii increase by a factor $\lambda(t)$, thus at time t the velocity distribution becomes,

$$v(r, t) = v_{\text{in}} \sqrt{\frac{\lambda(t) r_{\text{core}}(t_{\text{in}})}{\lambda(t) r(t_{\text{in}})}} = v_{\text{in}} \sqrt{\frac{r_{\text{core}}(t)}{r(t)}}, \quad \text{for } r(t) > r_{\text{core}}(t). \quad (72)$$

We see that the scale transformation conserves the Keplerian law in $1/\sqrt{r}$. As a matter of fact, the velocity distribution found by Huang et al. (2016) in the external regions of the Galaxy is close to a Keplerian law starting from $R \approx 30$ kpc. Consequently, the curve at past epochs, like $0.1 t_0$, derived by a backwards scaling from the present curve by Huang et al. (2016), is also close to a steep Keplerian distribution as shown in Fig. 2.

Two important remarks need to be done. A) There is a variety of the rotation curves of galaxies as shown by Sofue & Rubin (2001). The available data generally concern radial extensions smaller than 20 or 30 kpc. Two very massive galaxies, UGC 2953 and UGC 2487, have been observed up to radial distances of 60 and 80 kpc respectively (Sanders & Noordermeer 2007; Famaey & McGaugh 2012). Over these ranges, they only show a decline of 40–50 km s^{-1} , smaller than the decrease of about 100 km s^{-1} for the Milky Way. However, these two galaxies are among the most massive and fastest rotating galaxies, with maximum velocities of about 300 and 380 km s^{-1} respectively, much higher than in the Milky Way or in the galaxies studied by Sofue & Rubin (2001). Thus, it would be extremely interesting to know the rotation curves in the further outer layers of these extreme galaxies to see whether the decrease goes on, and whether their data can be interpreted in the context of the scale invariant dynamics. B) We also note that a remarkable correlation between the radial acceleration derived from the rotation curves and the distribution of baryons has been found (McCaugh et al. 2016; Lelli et al. 2017), implying that the dark matter is fully specified by the baryons. The obtained relation indicates the absence of dark matter at high acceleration and a systematic deviation for acceleration lower than about $10^{-10} \text{ m s}^{-2}$. These findings that imply deviations from standard dynamics at the lower densities might provide further tests of the scale invariant dynamics and will be studied in a further work, (I am very indebted to the referee for these remarks).

Thus, we tend to conclude that the relatively flat rotation curves of spiral galaxies is an age effect from the mechanical laws, which account for the scale invariant properties of the empty space at large scales. These laws predict that the circular velocities remain the same, while a very low expansion at a rate not far from the Hubble rate progressively extends the outer layers, increasing the radius of the Galaxy and decreasing its surface density like $1/t$ when account is given to Eq.(21). It is interesting that both the mass excesses derived from the virial in clusters of galaxies and from the flat rotation curves tend to find an explanation within the scale invariant theory. In both cases, there is apparently no need of dark matter and unknown particles.

4.3. The age effect derived from Genzel et al. (2017) and Lang et al. (2017)

The age effect in the rotation curves of galaxies is nicely confirmed by recent works by Genzel et al. (2017) and Lang et al. (2017). Six star forming galaxies in the range $z = 0.8 - 2.4$ were studied in details by Genzel et al. (2017), and a sample of 101 other galaxies between $z = 0.6$ and 2.6 by Lang et al. (2017). The rotation curves they derive for these early objects show, with a high statistical significance, that the rotation velocities are not constant, but decrease in a compelling way with radius. They show that no dark matter is required to interpret the data, the rotation curve is consistent with a pure baryonic disk. Even at a distance of several effective radii, the authors find that the dark matter fractions are modest or negligible, the results being essentially insensitive to the M/L ratios.

Fig. 3 shows the stacked rotation curves with their error bars as derived by Lang et al. (2017). The points outwards the radius with maximum velocity show a decrease, which is not far from a $1/\sqrt{r}$ Keplerian curve (in green). Most of the galaxies of the sample are observed at epochs before the peak of star formation. This shows that the usual flatness of the rotation curve is a characteristic of the present epoch, but is a property absent in the early stages. We emphasize that it is a bit worrying that the concentrations of dark matter, in the potential wells of which galaxies are supposed to form, are not present in epochs close to the formation time. Moreover, there is a progression in the presence of

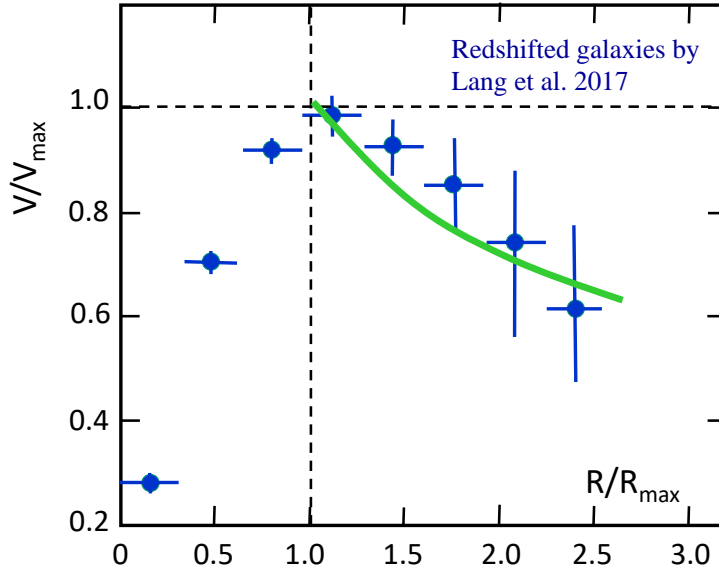


Figure 3. Stacked rotation curves with error bars from Lang et al. (2017) showing the normalized velocities vs. the normalized radii (*i.e.* the radii with respect to R_{\max} , the radius where the maximum velocity is reached). The thick green line shows the Keplerian curve starting at the maximum velocity.

dark matter in spiral galaxies with time, since the observations by Wuyts et al. (2016) indicate that galaxies at $z = 1$ contain more dark matter than galaxies at $z = 2$, and in turn the local present galaxies show more dark matter than those at $z = 1$.

Above in Sect. 4.2, we have described a possible sequence in the dynamical evolution: cloud collapse – equilibrium – steep Keplerian velocity distribution – secular evolution according to Eqs.(70) and (71) – flatter rotation curve of galaxies. This scenario appears to account simultaneously for the observations of Genzel et al. (2017) and Lang et al. (2017), concerning the steep Keplerian rotation curve and the absence of dark matter at significant redshifts $z \geq 2$, for the intermediate situation at medium redshifts $z \approx 1$ (Wuyts et al. 2016), as well for the present flat rotation curves of most galaxies. These results appear to give some support to the above scale invariant dynamics based on the modified Newton equation (24).

Now, we may wonder whether the progressive flattening of the galaxy rotation curve is the only consequence of the scale invariant stellar dynamics. As a matter of fact, the velocity dispersion, in particular in the so-called "vertical direction" shows a strong increase with the age, the age-velocity dispersion relation (AVR) (Seabroke & Gilmore 2007). This relation has received a variety of explanations over the last decades without any clear consensus, see for example Kroupa (2002) and Kumamoto et al. (2017). The velocity dispersion in the galactic plane is dominated by the effects of spiral waves as well as by the collisions with giant molecular clouds which are strongly concentrated in the galactic plane. However, in the directions orthogonal to the plane, there is little interaction since the stars spend most of their lifetimes out of the galactic plane (Seabroke & Gilmore 2007). Thus we may wonder whether the secular effects of scale invariance may play some role. The answer is positive, this problem is examined in the Appendix below.

We also emphasize that the two problems of velocity dispersion and rotation curves are related. The vertical dispersion is an expression of the support in the vertical direction, while the rotation curves express the mechanical support in the horizontal direction. The results by Genzel et al. (2017) and Lang et al. (2017) show that the horizontal support is increasing with age, and the AVR shows a similar result for the vertical support. Thus, both mechanical supports of the Galaxy, vertical and horizontal, show an increasing trend with age.

5. CONCLUSIONS AND PERSPECTIVES

There is progressively an accumulation of tests supporting the hypothesis of the scale invariance of the empty space at large scales, see also Milgrom (2009). Firstly, there are the various cosmological tests (Maeder 2017a) mentioned in the introduction, as well as the test on the past CMB temperatures vs. redshifts (Maeder 2017b). Now, the studies of the clusters of galaxies, of the rotation curves of the Milky Way and of high redshift galaxies, as well as of the vertical

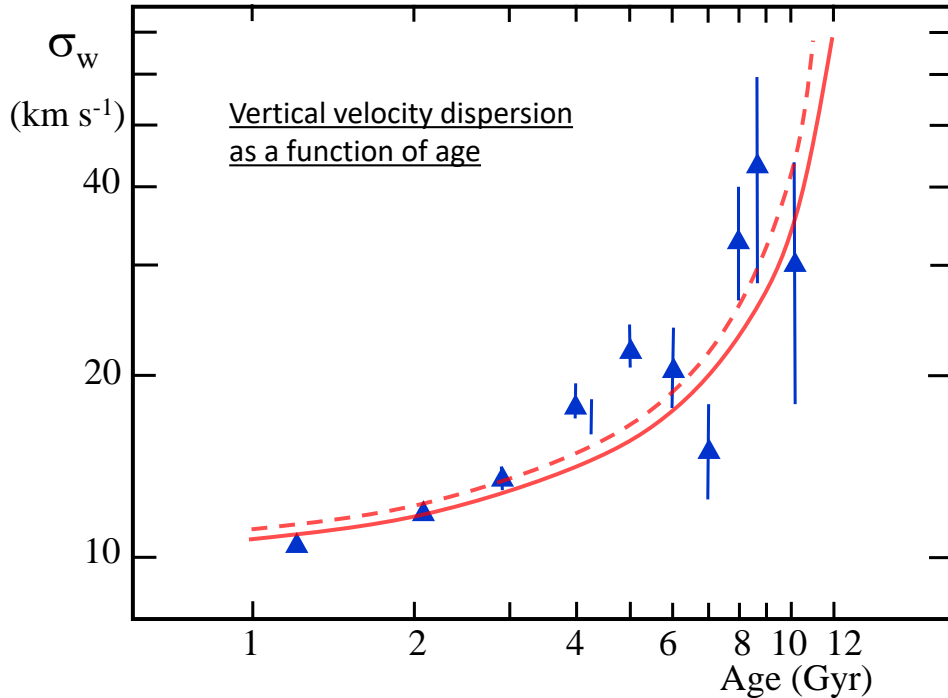


Figure 4. The vertical dispersion σ_w as a function of the age of the stellar populations. The blue triangles with the error bars result from the analysis by Seabroke & Gilmore (2007) of the observations by Nordstrom et al. (2004). The continuous red curve shows the predictions of the scale invariant dynamics according to relation (A5) for an age of the universe of 13.8 Gyr. The broken red curve accounts for the fact that the Galaxy formed about 400 Myr after the Big Bang (Naoz et al. 2006). A vertical dispersion of 10 km s^{-1} is assumed at the present time.

velocity dispersion of stars in the Milky Way, all appear positive. The long standing problems of the dark energy (Maeder 2017a) and of the dark matter may possibly find some solutions in terms of scale invariance. In this context, it is noteworthy that it has been claimed that halos of dark matter particles are inconsistent with a large variety of astronomical observations and in particular given the absence in the data of evidence for dynamical friction on the motions of galaxies due to these particles (Kroupa 2015).

These various results are encouraging and the hope is that they will stimulate future works. The list of problems that await further studies is long. In this context, we again stress a central point of methodology, the tests to be valuable need to be internally coherent and not use "observations" implicitly involving in their derivations other cosmological models or mechanical laws.

Acknowledgments: I want to express my best thanks to D. Gachet, R. Mardling, G. Meynet and S. Udry for their support and encouragements.

APPENDIX

A. THE VERTICAL DISPERSION OF STELLAR VELOCITIES IN THE GALAXY

We examine here the so-called problem of the age-velocity dispersion relation (AVR). This problem is in general not considered as an indication of dark matter, however we shall see that it may provide another possible valuable indication about the effectiveness of scale invariant dynamics. Three velocity components of the stellar velocities in the Galaxy are usually defined in stellar dynamics: component U towards the center, V in the direction of the galactic rotation, W orthogonal to the galactic plane. The AVR problem is that of explaining why the velocity dispersion, in particular for the W -component, considerably increases with the age of the stars considered, see for example Seabroke & Gilmore (2007). Continuous processes, such as spiral waves, collisions with giant molecular clouds, etc... are active in the disk plane and may effectively influence the stellar velocity distributions. However as emphasized by these authors, vertical heating (the increase of the dispersion σ_w) is unexpected, since stars spend most of their lifetime

out of the galactic plane. Thus, in order they continuously receive some heating during their lifetime, there should be some heating process also active away from the galactic plane.

The problem of the AVR and of the vertical heating already has a long history. A relation was first discovered by [Stromberg \(1946\)](#), in terms of a relation between velocities and stellar masses. It was further analysed by [Spitzer & Schwarzschild \(1951\)](#) who studied the growth of the dispersion due to stellar collisions with giant molecular clouds, an effect also advocated by several followers. [Seabroke & Gilmore \(2007\)](#) performed a careful analysis of the extensive data set by [Nordstrom et al. \(2004\)](#) and examined the time behavior of the various heating processes. Their data points are given as blue triangles in [Fig. 4](#) showing the vertical dispersions as a function of age. Seabroke and Gilmore pointed out that the heating by giant molecular clouds should saturate after some time and that the dispersion would no longer increase. They give evidence that the vertical heating is continuous throughout the galaxy lifetime. Interestingly enough, they noticed the possible effect of a merger about 8 Gyr ago, visible as an outlier point in their figures (see also [Fig. 4](#)). Among the other mechanisms considered, we may mention the heating by the gravitational field of spiral waves ([Barbanis & Woltjer 1967](#); [De Simone et al. 2004](#)), the heating by an unknown diffusive process ([Wielen 1977](#)), by massive halo black holes ([Lacey & Ostriker 1985](#)), by mergers of dwarf galaxies ([Toth & Ostriker 1992](#)), by the effects of evaporating star clusters ([Kroupa 2002](#)) when the star clusters which form expel their residual gas causing the born stars to expand from the embedded cluster, also the effects of the evolution of the interstellar medium in the Galaxy has been advocated by [Kumamoto et al. \(2017\)](#). As stated by these last authors, there is no consensus on the primary source of the AVR.

Let us study the effects of the scale invariance on the "vertical" velocity dispersion perpendicular to the galactic plane following [Magenat et al. \(1978\)](#). One may assume relatively small oscillations and far enough from the galactic center. Thus, the potential perpendicular to the galactic plane is separable and the vertical force law K_z is linear in z . Taking the acceleration term as in [Eq.\(23\)](#) into account, the equation of motion for the z -component becomes

$$\ddot{z} - \frac{1}{t} \dot{z} + \omega^2(t) z = 0, \quad (\text{A1})$$

$$\text{with } \omega^2(t) = \left(\frac{\partial K_z}{\partial z} \right) = 4 \pi G \rho. \quad (\text{A2})$$

There, ρ is the matter density in $\text{g} \cdot \text{cm}^{-3}$ at the level of the galactic plane. Care has to be given that $\omega^2(t)$ behaves like $1/(t^2)$ according to [relation \(21\)](#) and the preceding remarks. Thus, the oscillation periods increase linearly with time. The analytical solutions of [\(A1\)](#) for z and \dot{z} are,

$$z = \frac{z_{\text{in}}}{t_{\text{in}}} t \sin(s \ln t + \varphi), \quad \text{with } s = \sqrt{\omega_0^2 t_0^2 - 1}. \quad (\text{A3})$$

$$W \equiv \dot{z} = \frac{z_{\text{in}}}{t_{\text{in}}} [\sin(s \ln t + \varphi) + s \cos(s \ln t + \varphi)]. \quad (\text{A4})$$

There, the initial and present values have indices "in" and "0" respectively, s is a number depending on the relative difference between the present age and the oscillation period. [Eq.\(A3\)](#) shows that the maximum amplitude $z_{\text{max}} = (z_{\text{in}}/t_{\text{in}}) t$ reached by a given star increases with the cosmic time. The velocity of a star born at a given time always keeps the same velocity $W = \frac{z_{\text{in}}}{t_{\text{in}}} s$ when crossing orthogonally the galactic plane. As a matter of fact, this (surprising) behavior of the velocity is consistent with the fact that both z_{max} and the period of oscillation increase linearly with time. However, the constancy of the velocity of a given star does not mean that stars born at different times in the past (even if born at the same z_{in}) will have the same velocity at present time t_0 !

From [Eq.\(A4\)](#), the velocity $W(t_{\text{in}})$ of a star born at t_{in} , when crossing the plane ($z = 0$) is given by

$$W(t_{\text{in}}) \sim \frac{1}{t_{\text{in}}}, \quad \text{thus } W(t_{\text{in}}) = W(t_0) \frac{t_0}{t_{\text{in}}}. \quad (\text{A5})$$

This applies at all times, and in particular at present. We may consider that the trend for the velocity dispersions follows that of the velocities. In agreement with the data by [Seabroke & Gilmore \(2007\)](#) shown in [Fig. 4](#), we take a value of 10 km s^{-1} for the present velocity dispersion σ_W . Thus, as an example for a group of stars with a mean age of 10 Gyr, for an age of the universe of 13.8 Gyr the velocity dispersion is estimated to be about $10 \text{ km s}^{-1} \times \frac{13.8}{3.8} = 36.3 \text{ km s}^{-1}$.

Fig. 4 compares the corresponding model predictions obtained in this way (continuous red curve) with the data from Seabroke & Gilmore (2007). We see that the theoretical curve well corresponds to the trend shown by the observations. We notice that in this plot two different sources of ages are intervening, on one side the ages from stellar evolution and on the other side the cosmic time t intervening in (A5). Despite this fact, the agreement is quite good and the growth of the velocity dispersion σ_W for the oldest stellar groups is well reproduced. In what precedes we have not accounted for the fact that a galaxy as massive as the Milky Way only forms when the universe is about 400 millions years old (Naoz et al. 2006). Accounting for this delay in the star formation leads to the red broken line in Fig. 4, which even improves the overall agreement.

Not only the flat rotation curves of galaxies, which have been a strong argument in favor of dark matter, appear to be accounted for by the scale invariant equivalent to Newton's law, but also the growth of the "vertical" velocity dispersion with the ages of the stellar groups in the Galaxy. This result appears consistent with the modified form of the Newton's law, derived from the hypothesis of the scale invariance of the macroscopic empty space. This does not prove it is right, but at least it shows the interest to pursue this kind of studies.

REFERENCES

- Abell, G.O. 1977, ApJ, 213, 327
- Allen, S.W., Evrard, A.E., Mantz, A.B. 2011, ARA&A, 49, 409
- Andreon, S. 2010, MNRAS, 407, 263
- Aubourg, E., Bailey, S., Bautista, J.E. 2015, Phys. Rev. D, 92, 123516
- Bahcall, N. A. 1974, ApJ, 187, 439
- Barbanis, B., Woltjer, L. 1967, ApJ, 150, 461
- Bennett, C.L., Halpern, M., Hinshaw, G., Jarosik, N., Kogut, A. 2003, ApJ Suppl., 148, 1
- de Bernardis, P., Ade, P.A.R., Bock, J.J., Bond, J.L., Borrill, J. et al. 2000, Nature, 404, 955
- Bertone, G., Hooper, D. 2017, Dark-matter history, CERN Courier, 57, vol. 4, 27
- Bondi, H. 1990, in Modern Cosmology in Retrospect, Eds. Bertotti, B., Balbinot, R., & Bergia, S., Cambridge Univ. Press., 426 pp.
- Blindert, K., Yee, H.K.C., Gladders, M.D. et al. 2004, in *Outskirts of Galaxy Clusters: Intense Life in the Suburbs*, IAU Coll. 195, p. 215
- Bouvier, P., Maeder, A. 1978, Astrophys. Space Science, 54, 497
- Canuto, V., Adams, P. J., Hsieh, S.-H., & Tsiang, E. 1977, PhRvD, 16, 1643
- Catelan, M. 2017, Proc. IAU Symposium 334, Eds. C. Chiappini et al., arXiv 1709.08656
- Chen, G., Ratra, B. 2011, PASP, 123, 907
- Chen, Y., Kumar, S., Ratra, B. 2016, ApJ, 835, 86
- Chiu, I., Mohr, C.L., McDonald, M. et al. 2016, MNRAS, 455, 258
- De Simone, R., Wu, X., Tremaine, S. 2004, MNRAS, 350, 627
- de Swart, J.G., Bertone, G., Hooper, D. Nature Astronomy, 1, 59
- Dirac, P. A. M. 1973, Proceedings of the Royal Society of London Series A, 333, 403
- Eddington, A. S. 1923, The mathematical theory of relativity, Chelsea Publ. Co. New York, 270 p.
- Famaey, B., McGaugh, S.S. 2012, in Living Reviews In Relativity, vol. 15, article id. 10, 159 pp.
- Feynman, R. P. 1963, Feynman lectures on physics - Volume 1 (Reading, MA: Addison-Wesley)
- Frieman, J. A., Turner, M. S., & Huterer, D. 2008, ARA&A, 46, 38
- Ge, C., Wang, Q.D., Tripp, T.M. et al. 2016, MNRAS, 459, 366
- Genzel, R., Schreiber, N.M., Forster Schreiber, N.M., Ubler, H. 2017, Nature, 543, 397
- Girardi, M., Manzato, P., Mezzetti, M. 2002, ApJ, 569, 720
- Gonzalez, A.H., Sivanandam, S., Zabludoff, A.I. et al. 2013, ApJ, 778, 14
- Huang, Y., Liu, X.-W., Yuan, H.-B. et al. 2016, MNRAS, 463, 2623
- Jackson, J.C. 1975, MNRAS 173, 41
- Karachantsev, I.D. 1966, Astrophysics, 2, 39
- Kroupa, P. 2002, MNRAS, 330, 707
- Kroupa, P. 2012, Publ. Astron. Soc. Australia, 29, 395
- Kroupa, P. 2015, Canadian Journ. of Physics, 93, 169
- Kumamoto, J., Baba, J., Saitoh, T.R. 2017, Publ. Astron. Soc. Japan, 69, 31
- Lacey, C.G., Ostriker, J.P. 1985, ApJ, 299, 633
- Lang, P., Forster Schreiber, N.M., Genzel, R. 2017, ApJ, 840, 92L
- Leauthaud, A., George, M.R., Behroozi, P.S. et al. 2012, ApJ, 746, 95
- Lelli, F., McGaugh, S.S., Schombert, J.M., Pawlowski, M.S. 2017, ApJ, 836, 152L
- Lewis, A.D., Buote, D.A., Stocke, J.T. 2003, ApJ, 586, 135

- Lin, Y.-T., Stanford, S.A., Eisenhardt, P.R.M. et al. 2012, *ApJ*, 745, L3
- Maeder, A. 1978, *Astron. Astrophys.*, 67, 81
- Maeder, A., Bouvier, P. 1979, *Astron. Astrophys.*, 73, 82
- Maeder, A. 2017a, *ApJ*, 834, 194 (paper I)
- Maeder, A. 2017b, *ApJ*, 847, 65
- Magenat, P., Martinet, L., Maeder, A. 1978, *Astron. Astrophys.*, 67, 51
- McGaugh, S.S., Lelli, F., Schombert, J.M. 2016, *Phys. Rev. Lett.* 117, id.201101
- Milgrom, M. 1983, *ApJ*, 270, 365
- Milgrom, M. 2009, *ApJ*, 698, 1630
- Naoz, S., Noter, S., Barkana, R. 2006, *MNRAS*, 373, L98
- Nordstrom, B., Mayor, M., Andersen, J. et al. 2004, *Astron. & Astrophys.*, 418, 989
- Ouchi, M., Shimasaki, K., Akiyama, M. 2005, *ApJ*, 620, L1
- Persic, M., Salucci, P., Stel, F. 1996, *MNRAS*, 281, 27
- Planelles, S., Schleicher, D.R.G., Bykov, A.M. 2015, *Space Sci. Rev.* 188, 93
- Proctor, R.N., Mendes de Oliveira, C., Azanha, L. et al. 2015, *MNRAS*, 449, 234
- Riess, A. G., Macri, L. M., Hoffmann, L.M. 2016, *ApJ*, 826, 56
- Rood, H.J., Page, T.L., Kintner, E.C., King, I.R. 1972, *ApJ*, 175, 627
- Rood, H.J. 1974, *ApJ*, 188, 451
- Rubin, V.C., Thonnard, N., Ford, W.K. Jr. , 1978, *ApJ*, 225, L107
- Rubin, V.C., Ford, W.K., Thonnard, N. 1980, *ApJ*, 238, 471
- Sanders, R.H., Noordermeer, E. 2007, *MNRAS* 379, 702
- Seabroke, G.M., Gilmore, G. 2007, *MNRAS*, 380, 1348
- Shan, Y., McDonald, M., Courteau, S. 2015, *ApJ*, 800, 122
- Sofue, Y. 2012, *Publ. Astron. Soc. Japan*, 64, 75
- Sofue, Y., Rubin, V. 2001, *ARA&A*, 39, 137
- Sohn, J., Geller, M.J., Zahid, H.J. et al. 2016, *ApJS*, 229, 20
- Spitzer, L., Schwarzschild, M. 1951, *ApJ*, 118, 106
- Stanek, R., Evrard, A.E. et al. Bohringer, H. 2006, *ApJ*, 648, 956
- Stromberg, G. 1946, *ApJ*, 104, 12
- Tolman, R.C. 1934, *Relativity, Thermodynamics and Cosmology*, Oxford, Clarendon Press, 502 p.
- Toth, G., Ostriker, J.P. 1992, *ApJ*, 389, 5
- Weinberg, S. 1972, *Gravitation and Cosmology*, J. Wiley, New York.
- Weyl, H. 1923, *Raum, Zeit, Materie. Vorlesungen über allgemeine Relativitätstheorie*. Re-edited by Springer Verlag, Berlin, 1970
- Wielen, R. 1977, *Astron. Astrophys.*, 60, 263
- Wuyts, S., Forster Schreiber, N.M., Wisnioski, E. 2016, *ApJ*, 831, 149